



Hochschule für
Wirtschaft und Recht Berlin
Berlin School of Economics and Law



Introduction to digital systems at HWR Berlin

(Department 1: Business and Economics + Berlin Professional School)

E-Learning Zentrum (ELZ)

Open-Xchange | e-mailaccess



- **all students get a letter with the access code** (s_surname@stud.hwr-berlin.de), all of the HWR Berlin official e-mail communication will use this address
- With these (s_surname + the 8-digit password) you can login in:
 - **OpenXchange (Mail)**
 - **Campus4u**
 - **Moodle**
 - **Eduroam**
- password can be changed
- <https://webmail.hwr-berlin.de>

The screenshot shows the login interface for the OpenXchange webmail system. At the top left is the red bear logo of the Hochschule für Wirtschaft und Recht Berlin. To its right, the text reads 'Hochschule für Wirtschaft und Recht Berlin' and 'Berlin School of Economics and Law'. Below this, the title 'OX Webmail für Studierende und Lehrbeauftragte' is displayed. There are two input fields: 'Benutzername' (Username) and 'Passwort' (Password). Below the password field is a checkbox labeled 'Angemeldet bleiben' (Remember me). At the bottom is a red button labeled 'Anmelden' (Login).

Campus4u | Campus - Management



Hochschule für
Wirtschaft und Recht Berlin
Berlin School of Economics and Law

manage your studying

- courses
- schedules
- grades
- and others

Campus4U

Campus4U – campus managementsystem of the Berlin School of Economics and Law

you can log in to the Campus4u using your existing moodle/eduroam account. Each student of the Department of Business and Economics (Department 1 or IMB) will get her/his own email-address with webmail access (OpenXchange) within the domain @stud.hwr-berlin.de. You can log in to the webmail client at <https://webmail.stud.hwr-berlin.de> using your existing moodle/eduroam account.

username

Password

Access: <https://campus4u.hwr-berlin.de>

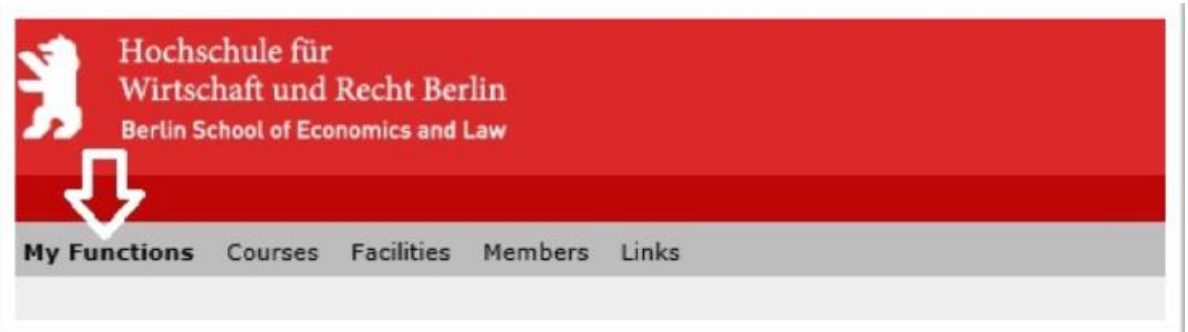
Campus4u | Campus - Management



Hochschule für
Wirtschaft und Recht Berlin
Berlin School of Economics and Law

My Functions:

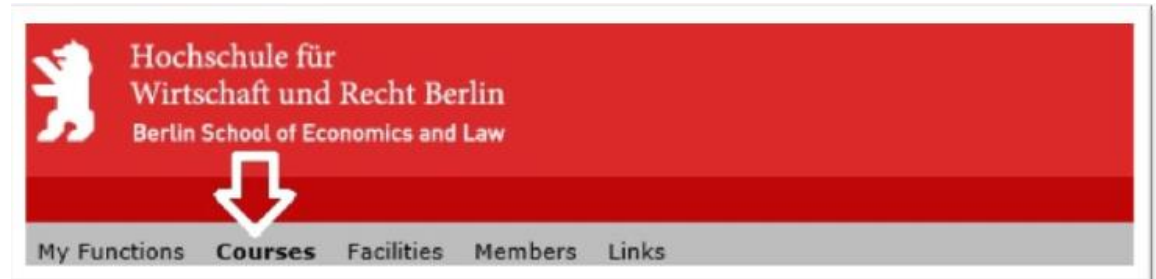
- Schedules
- Your lectures
- Confirmation status
- Overview of your grades





Courses

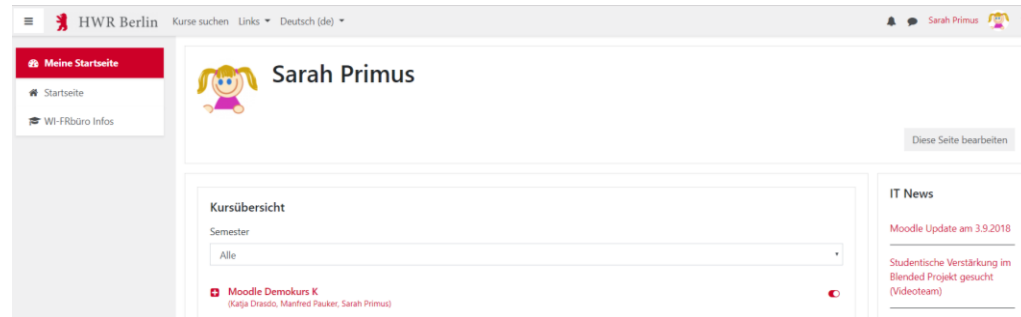
- Curricula Timetable
- Course catalogue
- search for lectures
- today's lectures
- rooms changed or cancelled lectures



Moodle | LMS



- Central e-learning platform direct access via moodle.hwr-berlin.de
- course allocations in campus4u are synchronized to the Moodle system



Usage help:

<https://wiki.hwr-berlin.de/foswiki/ELearning/MoodleAnleitungen>

- official Moodle documentation: <https://docs.moodle.org>

Eduroam| Wireless-Access



Education Roaming (Eduroam) service by “Deutsches Forschungsnetzes (DFN)”

world-wide access for students on each participating school and institution (e. g. libraries)

login: s_surname@hwr-berlin.de (not ...@stud.hwr-berlin.de) and password

Instructions for all platforms and devices:

<http://www.it.hwr-berlin.de/de/anleitungen/wlan/>



Library| OPAC



<https://www.hwr-berlin.de/hwr-berlin/serviceeinrichtungen/bibliotheken/>

In order to create and change your library keyword, please use Bibkey:
<https://bibkey.hwr-berlin.de/> (s_surname + the 8-digit password)

After creating a Account and the library keyword open:

<https://opac.hwr-berlin.de/InfoGuideClient.hwrsis/start.do?StartPage=UserAccount>



For this login you have to use your user number (7721xxxxxx - which is written on your student identity card) and the **new** keyword

Research portals: <https://www.hwr-berlin.de/hwr-berlin/serviceeinrichtungen/bibliotheken/online-rechercheportale>



Other Systems



<https://blog.hwr-berlin.de/elerner/>

wiki, blog, Mahara, and other tools instructions, contact data, and training dates



You are welcome to use the computers or at the library.

Use your general Login (s_surname...)

Thank you !



Hochschule für
Wirtschaft und Recht Berlin
Berlin School of Economics and Law

Help & Support:

- <https://www.it.hwr-berlin.de/> informations, instructions, ...
- It-hotline@hwr-berlin.de 1st level support
- elearning@hwr-berlin.de e-learning-team