

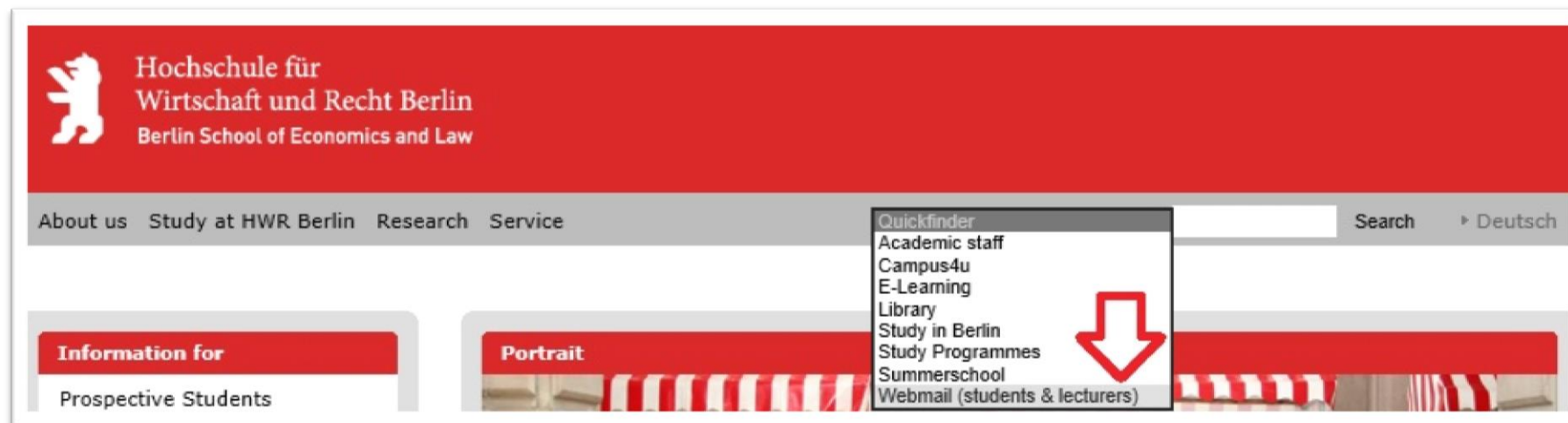


Introduction to digital systems at BSEL

BROUGHT TO YOU BY
E-LEARNING@HWR

Open-Xchange | e-mail access

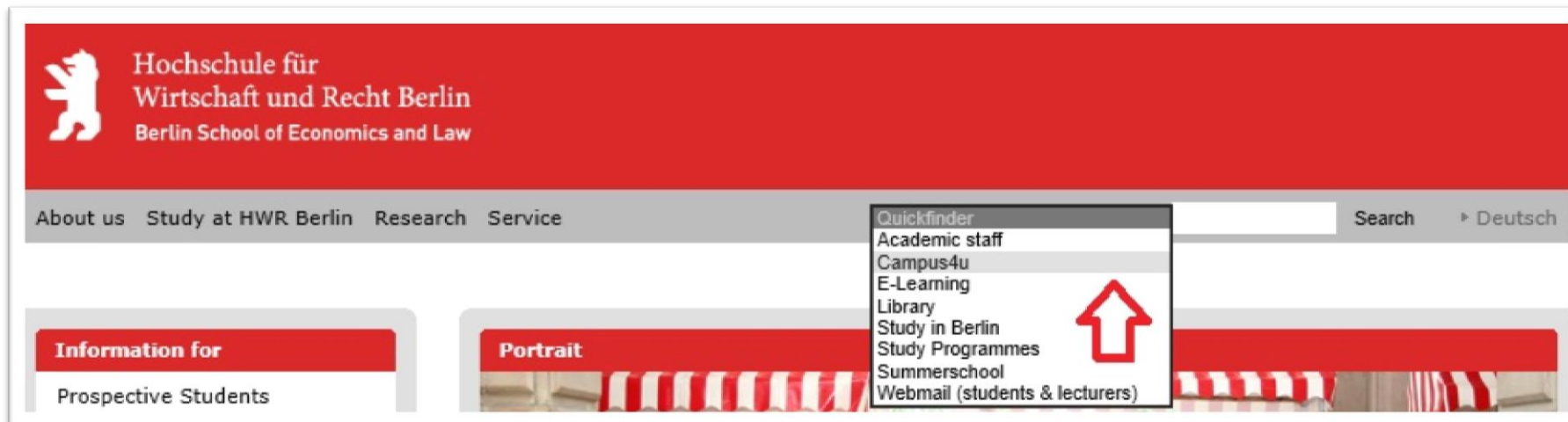
- for students: s_surname@stud.hwr-berlin.de (s = students)
- all of the BSEL's official e-mail communication with this address
- password can be changed, but better not until you made your course choices in campus4u
- Quick access via the University Homepage



Campus4u | Campus-Management

- manage your studying
 - courses
 - schedules
 - grades
 - and others

Quick access via the University Homepage

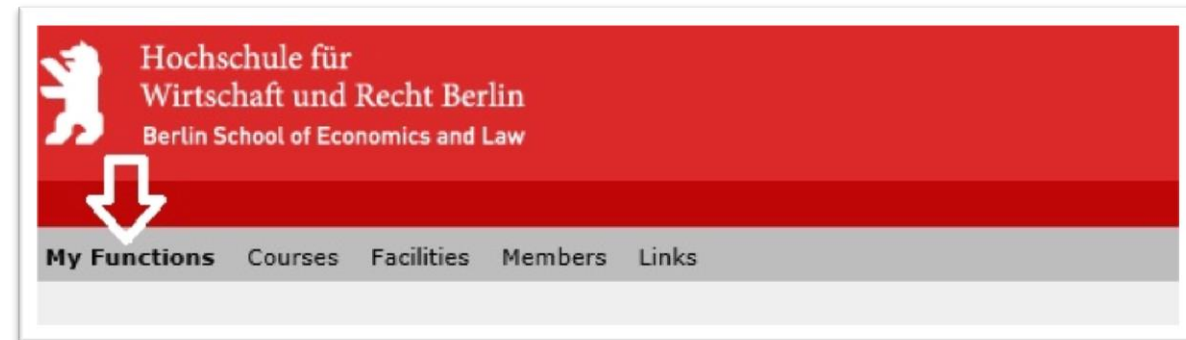


The screenshot shows the top navigation bar of the Hochschule für Wirtschaft und Recht Berlin website. The header is red with the university logo and name. Below the header is a grey navigation bar with links for 'About us', 'Study at HWR Berlin', 'Research', and 'Service'. A search bar is located on the right side of the navigation bar. A 'Quickfinder' dropdown menu is open, listing various services: 'Academic staff', 'Campus4u', 'E-Learning', 'Library', 'Study in Berlin', 'Study Programmes', 'Summerschool', and 'Webmail (students & lecturers)'. A red arrow points to the 'Campus4u' option in the menu. Below the navigation bar, there are two main content areas: 'Information for Prospective Students' and 'Portrait'.

Campus4u | Campus-Management

my functions:

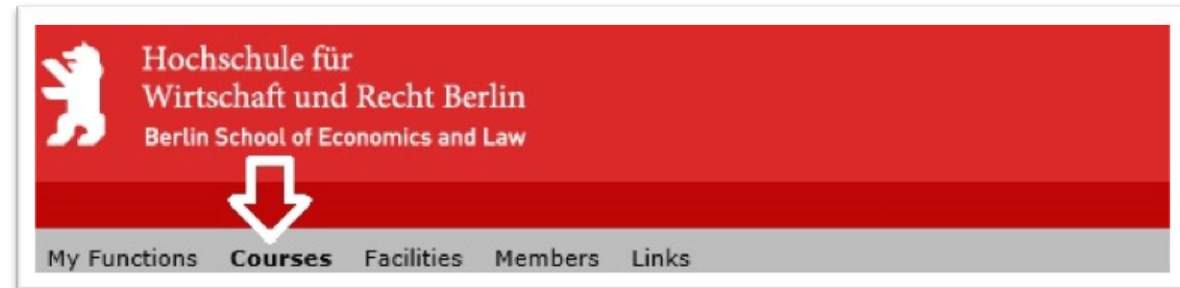
- schedules
- your lectures
- confirmation status
- overview of your grades



Campus4u | Campus-Management

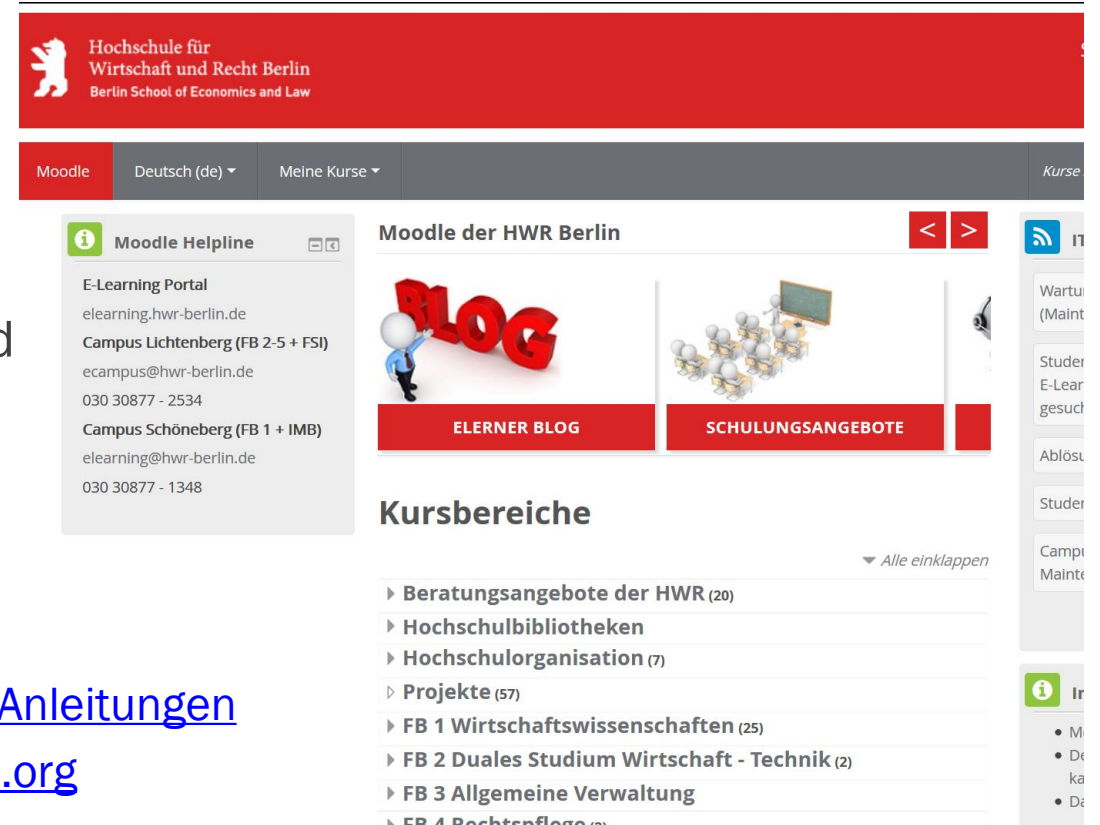
Courses

- Curricula Timetable
- course catalogue
- search for lectures
- today's lectures
- rooms changed or cancelled lectures



Moodle | LMS

- BSEL's central e-learning platform
- direct access via moodle.hwr-berlin.de
- quick access via school's website
- course allocations in campus4u are synchronized to the Moodle system
- usage help:
 - instruction for Moodle on BSEL's Moodle system <https://wiki.hwr-berlin.de/foswiki/ELearning/MoodleAnleitungen>
 - official Moodle documentation: <https://docs.moodle.org>



Eduroam | Wireless-Access

Education Roaming (Eduroam) service by “Deutsches Forschungsnetzes (DFN)”

- world-wide access for students on each participating school and institution (e. g. libraries)
- login: s_surname@hwr-berlin.de (not ...@stud.hwr-berlin.de)

and password (see universal password (except for the library) of slide 'e-mail access')

Instructions for all platforms and devices:

<http://www.it.hwr-berlin.de/de/anleitungen/wlan/>



Library | OPAC

<http://www.hwr-berlin.de/en/service/library/schoeneberg-campus/>

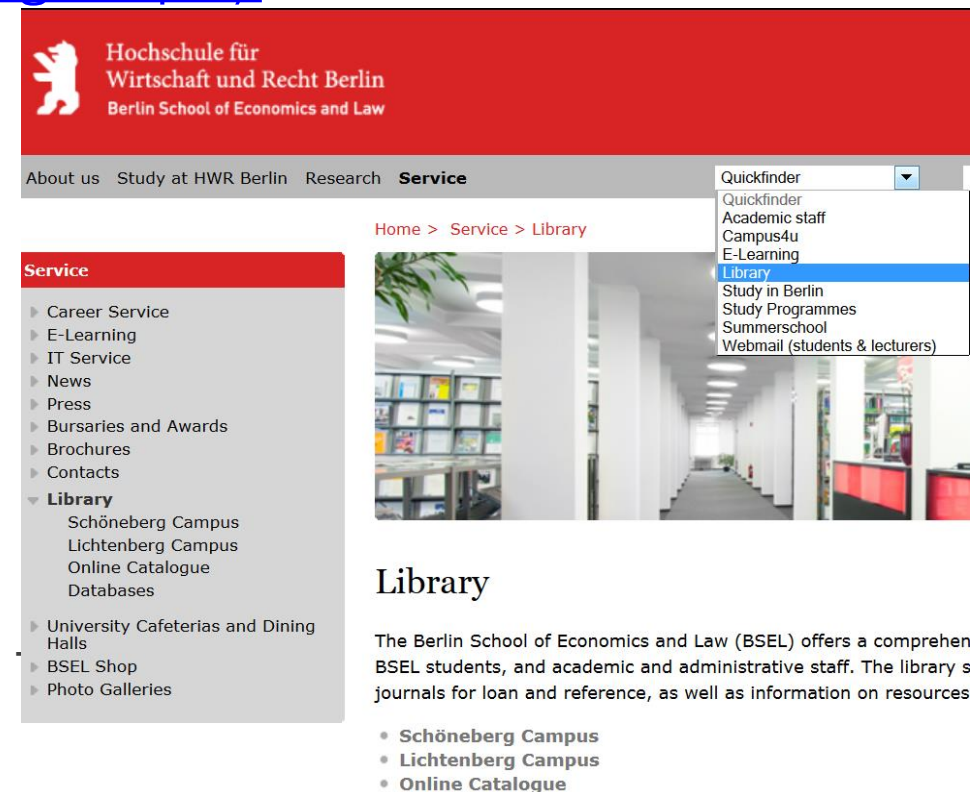
or use the quick access via school's website

In order to create and change your library password, please use Bibkey: <https://bibkey.hwr-berlin.de/>

For login you have to use your user number (which is written on your student identity card 7721xxxxxx and the keyword you got.

Then you can use:

- [HoWeR](#) (research resources on books , ebooks, articles, ...)
- [EZProxy](#) (access to the full text versions)



The screenshot shows the website for the Hochschule für Wirtschaft und Recht Berlin (HWR Berlin) library. The header is red with the university logo and name. Below the header is a navigation bar with links for 'About us', 'Study at HWR Berlin', 'Research', and 'Service'. A dropdown menu is open under 'Service', showing options like 'Quickfinder', 'Academic staff', 'Campus4u', 'E-Learning', 'Library', 'Study in Berlin', 'Study Programmes', 'Summerschool', and 'Webmail (students & lecturers)'. The 'Library' option is highlighted. Below the navigation bar is a sidebar with a 'Service' menu containing links for 'Career Service', 'E-Learning', 'IT Service', 'News', 'Press', 'Bursaries and Awards', 'Brochures', 'Contacts', 'Library', 'University Cafeterias and Dining Halls', 'BSEL Shop', and 'Photo Galleries'. The 'Library' link is expanded to show 'Schöneberg Campus', 'Lichtenberg Campus', 'Online Catalogue', and 'Databases'. The main content area features a breadcrumb trail 'Home > Service > Library' and a large image of a library interior. Below the image is the heading 'Library' and a paragraph describing the library's services. At the bottom, there are three bullet points: 'Schöneberg Campus', 'Lichtenberg Campus', and 'Online Catalogue'.

Other Systems

<http://elearning.hwr-berlin.de>

- access to BSEL's wiki, blog, Mahara, and other tools

- instructions, contact data, and training dates

You are welcome to use the computers in our **PC-Pool** (Room B 1.53 and B 1.55) or at the library. Use your general Login (s_mustermann...)



Hochschule für
 Wirtschaft und Recht Berlin
 Berlin School of Economics and Law

E-Learning

Home | Kontakt | HWR Berlin

[Werkzeuge & Services](#) | [Methoden & Didaktik](#) | [Schulungsangebote](#) | [Wir über uns](#) | [Projekte](#)

[Moodle](#)
[Adobe Connect](#)
[Wikis & Blogs](#)
[Mahara](#)
[Virtuelle 3D Welten](#)
[Turnitin](#)

Studierende können jederzeit und ortsunabhängig mit einem internetfähigen PC:

- digital auf Ihre Kurse zugreifen und Lehrmaterialien herunterladen
- interaktive Aktivitäten und Werkzeuge wie Foren, Wikis, Chats etc. nutzen
- sich in Lerngruppen mit anderen Studierenden zusammenschließen

Wussten Sie schon?
 Mit Moodle können Sie nicht nur Ihre Dokumente zur Lehre hochladen. Die Lernplattform bietet schon länger sehr viel mehr Potential, das genutzt werden kann. Wie wäre es mal mit einem Quiz, statt langer PDF-Seiten? Warum gestalten Sie nicht ein gemeinschaftliches Glossar mit Ihren Studenten? Gemeinsames Arbeiten bringt

Thank you!

Help & Support:

- elearning@hwr-berlin.de
(e-learning team)
- hrz_hotline@hwr-berlin.de
(1st level support and IT hotline)

both on building B, room 1.52